

Worksheet Suggestions

The goal of this activity is to create a worksheet to accompany the reading, “The House and Its Representatives.”

First, you want to read the handout, think about what idea you might like to focus on. Some possible topics are:

- Factual information -- what is the House, how was it created, how many members, etc.
- How a bill becomes a law and the role the House plays in that process.
- A compare/contrast between the House and the Senate.
- What a representative needs to do to stay in touch with his or her constituents.
- What are the House’s specific powers?

These are not the only topics that you can choose. These are simply suggestions.

Once you decide on the topic, you want to think about how you can present it. When you design your worksheet, you have a number of options available.

Here are a few worksheet design ideas with basic directions. You can use these or create one of your own design. Think about worksheets that you have used into other classes. Do any stand out as being particularly useful?

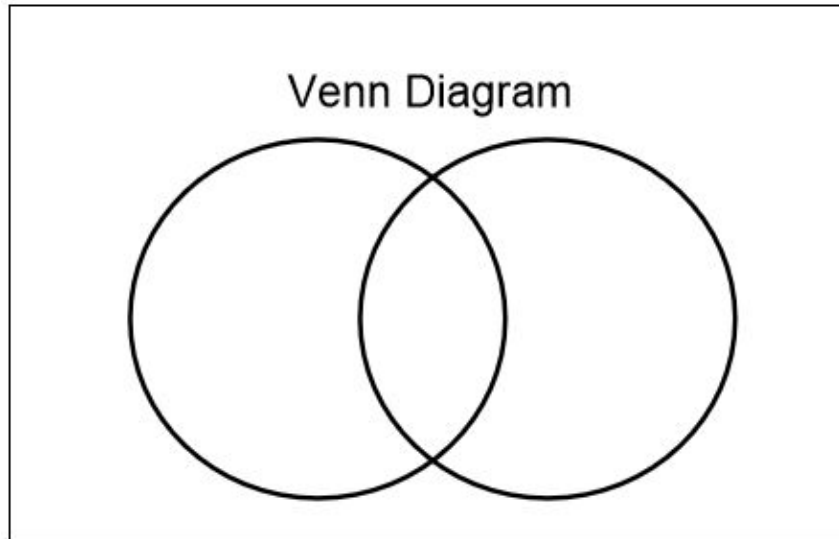
One thing to keep in mind is that everyone learns differently. Some people are very visual and do well with diagrams.

Other students are more verbal and do better with fill-in-the-blank worksheets or short answer essays.

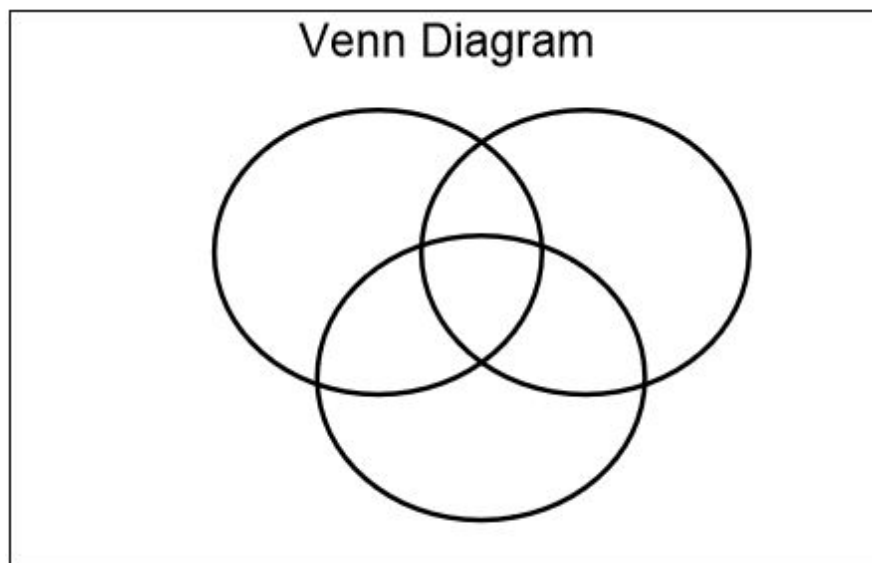
If you want, you can ask questions that go beyond just recalling fact. For example, you can ask questions that require the student to:

- Summarize an idea, concept, or process.
- Describe the relationship between two ideas.
- Form an opinion and then provide support for it.

Below are some worksheet design samples:



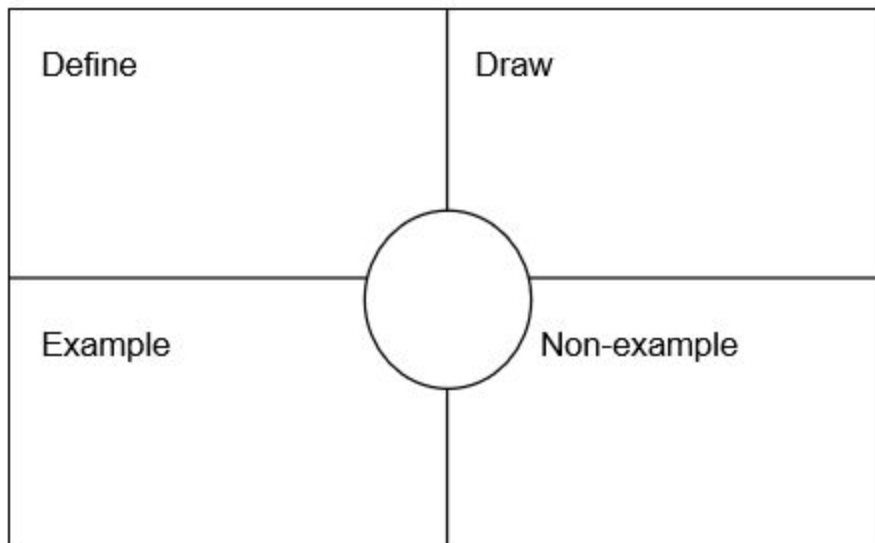
A Venn Diagram allows you to compare and contrast two ideas. The differences are in the outer circles. The similarities are where the two circles overlap.



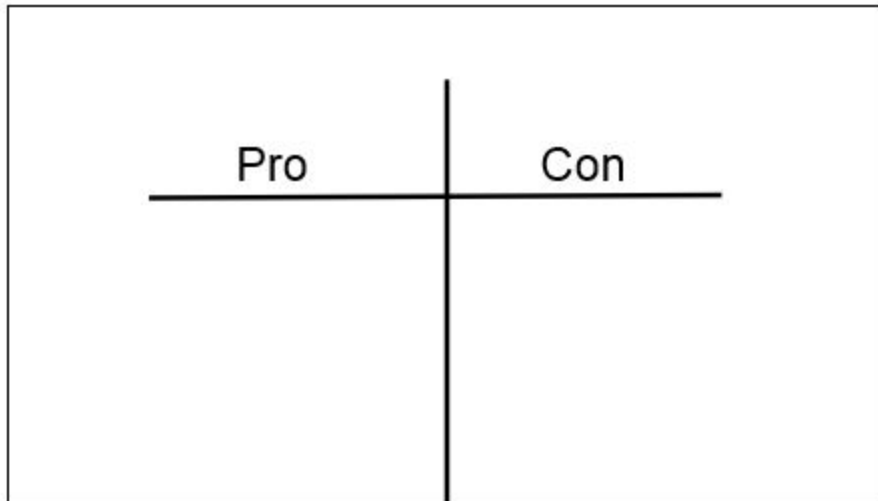
Another version of the Venn Diagram allows you to compare and contrast three ideas. The center, where all three overlap, is what the three ideas all have in common.

1. What are the three branches of government? How does each branch act to check and balance the other two?
2. Why did the Founding Fathers create a bicameral legislature?

Short answer essays require students to come up with an answer and then explain it. You want to write at least five short answer questions.



The Frayer Model asks you to define, illustrate, and then provides examples of the topic. The topic is written in the center circle.



A pro/con comparison asks the student to look at the benefits (the pros) and the drawbacks (the cons) of an idea.

This design can also be used as a way to compare and contrast an idea. The left side are the similarities and the right side are the differences.

The House of Representatives was established by Article 1 in the Constitution.

The Constitution established both the House of Representatives and the Senate.

The House of Representatives is made up of 435 elected representatives.

You can also use “guided reading.” This is a worksheet where you provide sentence prompts for the student and ask him or her to fill in the missing content.